IDC Receptacles 2.54 mm (0.100")

— NEW —

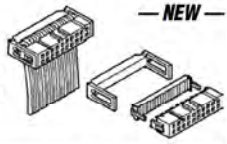

- Single-Piece Design Provides One of the Lowest Applied Costs in the Industry
- Only FCI's IDC Receptacles Have Hertz Dot for Increased Contact Integrity
- Gray Thermoplastic Housing
- 15 µ" Gold on Contact Area

Stock No.	Mfr.'s Type*	No. of Pos.	EACH			
			1-99	100-499	500-999	1000-4999
518-5035	71601-010	10	.36	.34	.32	.29
518-5036	71601-014	14	.46	.44	.42	.40
518-5037	71601-016	16	.49	.47	.45	.43
518-5038	71601-020	20	.56	.54	.52	.50
518-5039	71601-026	26	.64	.62	.60	.58

*Standard strain relief mates with shroud eject latch header 1.

Shroud Eject Latch Headers 2.54 mm (0.100")

— NEW —

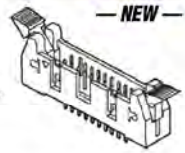

- High Temperature Plastic-Vertical
- Recessed Pins Assure Proper Alignment and Eliminate Damage During Mating
- 15 µ" Gold on Contact Area
- Tail Length: 3.05 (0.120)

Stock No.	Mfr.'s Type	No. of Pos.	EACH			
			1-99	100-499	500-999	1000-4999
518-5040	53611-S10-4	10	.37	.35	.33	.31
518-5041	53611-S14-4	14	.51	.49	.47	.45
518-5042	53611-S16-4	16	.62	.60	.58	.56
518-5043	53611-S20-4	20	.72	.70	.68	.66
518-5044	53611-S26-4	26	.98	.96	.94	.92

Quickie™ IDC System Connectors

Quickie™ III provides "world class" quality at a globally competitive price. This product line is ideally suited for applications such as small computers, video equipment, instrumentation, office products, and automotive related packaging schemes.

The Quickie™ III female connector features a single-beam, long-wipe contact that provides a highly reliable electrical connection. The contact is made of a phosphor-bronze base material and is available with gold over nickel, tin/lead, or Berg's exclusive "better than gold" GXT™ plating system.

Quickie™ III headers feature duplex-plated pins with either gold or GXT™ plating in the contact area. The solder-tail portion of the pin is fully plated with tin/lead.

Headers have dual polarization and are compatible with virtually all IDC specifications.

8

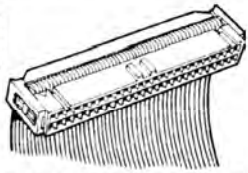

Quickie™ III Female Connectors

Pre-loaded adjustable bridge-type cover suits a wide range of cable. Reduces assembly time, protects contacts and offers precise cover-to-base alignment ensuring reliable termination. Cover's feed-through design allows cable to be inserted into either side of the connector for cable-end terminations. Also allows connector to pass smoothly over cable for daisy chain applications. Serrated slots in the cover assure accurate positioning of the cable over the contacts during assembly. Long wiping action ensures good contact. Polarization by means of polarization plug. Glass-filled thermoplastic polyester body rated UL94-V-0. **Insulation Resistance:** 1 × 10^3 MΩ minimum. **Temperature Range:** -65°C to +125°C. **Withstanding Voltage:** 1000 Vrms. Phosphor bronze contact has finish of 30 µ GXT over pre-plated nickel. **Current Rating:** 1 A. **Resistance:** 15 mΩ maximum.

Central And Dual Polarization Quickie™ III Female Connectors

Standard female assembly includes strain relief.

Stock No.	Mfr.'s Type	No. of Pos.	EACH			
			1-99	100-499	500-999	1000-4999
518-3100	71602-010	2 × 5	.41	.37	.31	.26
518-3102	71602-014	2 × 7	.54	.49	.41	.35
518-3104	71602-016	2 × 8	.61	.55	.46	.39
518-3106	71602-018	2 × 9	.93	.84	.70	.60
518-3108	71602-020	2 × 10	.70	.63	.53	.45
518-3110	71602-026	2 × 13	1.51	1.36	1.14	.97
518-3112	71602-034	2 × 17	.86	.78	.65	.55
518-3114	71602-040	2 × 20	1.53	1.37	1.15	.98
518-3116	71602-044	2 × 22	2.06	1.85	1.56	1.34
518-3118	71602-050	2 × 25	1.71	1.54	1.28	1.10
518-3120	71602-060	2 × 30	1.63	1.47	1.22	1.05
518-3122	71602-064	2 × 32	2.25	2.00	1.75	1.55

Dual Polarization Quickie™ III Female Connectors

Standard female assembly includes strain relief.

Stock No.	Mfr.'s Type	No. of Pos.	EACH			
			1-99	100-499	500-999	1000-4999
518-3150	71602-306	2 × 3	.66	.59	.49	.42
518-3152	71602-308	2 × 4	.74	.66	.56	.47
518-3154	71602-310	2 × 5	.66	.59	.49	.42
518-3156	71602-314	2 × 7	.59	.53	.44	.38
518-3158	71602-316	2 × 8	.61	.55	.46	.39
518-3162	71602-320	2 × 10	.70	.63	.53	.45
518-3164	71602-326	2 × 13	1.29	1.16	.97	.83
518-3166	71602-334	2 × 17	1.73	1.56	1.30	1.11
518-3168	71602-340	2 × 20	1.34	1.20	1.00	.86
518-3172	71602-350	2 × 25	2.18	1.96	1.63	1.40

Optional Modular Mounting Hardware for Quickie™ III

Stock No.	Mfr.'s Type	No. of Pos.	EACH	
			1-99	100-499
518-3040	67041-001	Mounting Ears/Hole	.12	.11
518-3041	67042-001	Mounting Ears/Slot	.12	.11

Quickie III Edge Card Connectors incorporate optional mounting hardware: To obtain the equivalent of the Quickie II Edge Card Connectors with molded mounting ears and slots, order the corresponding Quickie II Edge Card Connectors and one modular hardware unit (two pieces must be bought to make one unit).

Quickie™ III Right-Angle Headers

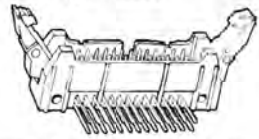

Four-walled shielding protects pins in unmated condition and prevents misalignment. Dual polarization by use of polarization keys. Lock and eject system minimizes PC space required and allows dense packaging design. Feature duplex-plated pins made of phosphor-bronze. **Current Rating:** 1 A. **Finish:** 30 µ" GXT™ over nickel on the two contact sides of the pin and gold flash on the other two non-contact sides. Body is glass-filled thermoplastic polyester rated UL94-V-0. **Insulation Resistance:** 1 × 10^3 MΩ minimum. **Temperature Range:** -65°C to +125°C. **Withstanding Voltage:** 1000 Vrms. Polarization achieved by cutting off pin and adding polarization plug to mating female connector.

Standard Latch Quickie™ III Right-Angle Headers

Stock No.	Mfr.'s Type	No. of Pos.	EACH			
			1-99	100-499	500-999	1000-4999
518-3200	71922-106	2 × 3	.88	.80	.66	.57
518-3204	71922-110	2 × 5	1.00	.90	.75	.64
518-3206	71922-114	2 × 7	1.13	1.02	.85	.73
518-3208	71922-116	2 × 8	1.18	1.06	.88	.76
518-3212	71922-120	2 × 10	1.34	1.20	1.00	.86
518-3214	71922-126	2 × 13	1.54	1.39	1.16	.99
518-3216	71922-134	2 × 17	1.77	1.59	1.33	1.14
518-3218	71922-140	2 × 20	2.04	1.84	1.53	1.31
518-3220	71922-144	2 × 22	2.22	2.00	1.67	1.43
518-3222	71922-150	2 × 25	2.49	2.24	1.87	1.60
518-3224	71922-160	2 × 30	2.88	2.59	2.16	1.85
518-3226	71922-164	2 × 32	3.04	2.73	2.28	1.95

Quickie™ III Straight Header With Dual Polarization Slots



Standard Latch Quickie™ III Straight Headers

Stock No.	Mfr.'s Type	No. of Pos.	EACH			
			1-99	100-499	500-999	1000-4999
518-3250	71918-106	2 × 3	.88	.80	.66	.57
518-3254	71918-110	2 × 5	1.00	.90	.75	.64
518-3256	71918-114	2 × 7	1.13	1.02	.85	.73
518-3258	71918-116	2 × 8	1.18	1.06	.88	.76
518-3262	71918-120	2 × 10	1.34	1.20	1.00	.86
518-3264	71918-126	2 × 13	1.54	1.39	1.16	.99
518-3266	71918-134	2 × 17	1.77	1.59	1.33	1.14
518-3268	71918-140	2 × 20	2.04	1.84	1.53	1.31
518-3272	71918-150	2 × 25	2.49	2.24	1.87	1.60
518-3274	71918-160	2 × 30	2.88	2.59	2.16	1.85
518-3276	71918-164	2 × 32	3.04	2.73	2.28	1.95