

INDUCTIVE SENSORS

Ø 12

NAMUR

- 5÷24 V DC - 2 WIRES
- Conforming to EN 60947-5-6 and Atex directive
- Range, 2mm to 4mm - shielded, not shielded
- Nickel plated brass
- Cable or M8 and quick connect models

IS Series

IDENTIFICATION CODE

IS	03	K

SERIES IS

ORDER CODES - Shielded: 03

ORDER CODES - Not shielded: 08

CONNECTOR OUTPUT M12: K

CONNECTOR OUTPUT M8: K1

	SHIELDED	NOT SHIELDED
NOMINAL SWITCHING DISTANCE (Sn)	2 mm	4 mm
NOMINAL VOLTAGE (Load resistence 1 K)	7.7 ÷ 9 V DC	
DC SUPPLY VOLTAGE	5 ÷ 24 V DC	
RESIDUAL RIPPLE	≤ 10%	
HYSTERESIS	≤ 10%	
OUTPUT CURRENT (Metal present)	≤ 1 mA	
OUTPUT CURRENT (Metal absent)	≤ 3 mA	
SWITCHING FREQUENCY	2000 Hz	
REPEATABILITY	≤ 3%	
TEMPERATURE LIMITS	-25 ÷ +60 °C	
PROTECTION DEGREE	IP 67	
DEVICE MARKING	Ex II 3D IP67 T6X	
CABLE LENGTH	2 m	
CABLE SECTION	2 x 0.25 mm²	
HOUSING MATERIAL	Nickel-plated brass	
WEIGHT - Cable output -	110 g	
WEIGHT - K1 connector output -	60 g	
WEIGHT - K connector output -	60 g	

WIRING DIAGRAMS

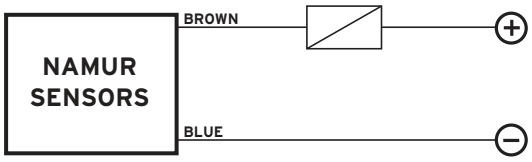

CONNECTION WITH CONNECTOR M12 (K)

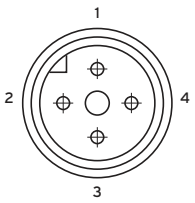

View of quadripole male connector

CONTACTS CONFIGURATION

Available	Contacts numbers			
	1	2	3	4
NAMUR	+		−	

CONNECTION WITH CONNECTOR M8 (K1)

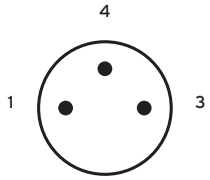

View of tripole male connector

CONTACTS CONFIGURATION

Available	Contacts numbers		
	1	3	4
NAMUR	+	−	

DIMENSIONS (mm)

CONFIGURATION WITH CABLE

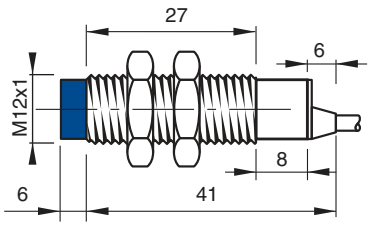

CONFIGURATION WITH CONNECTOR K

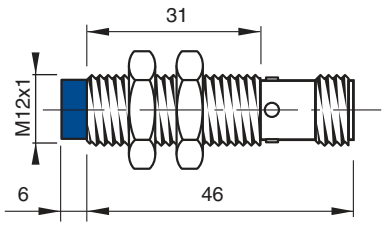

CONFIGURATION WITH CONNECTOR K1

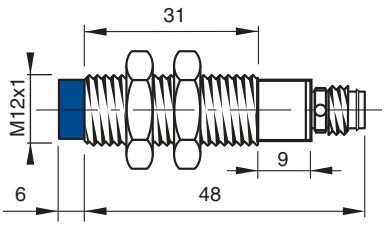

Note: The front part in blue refers to not shielded models

Copyright © 2000 Infra Srl. All rights reserved.