K4S/K2W

overview



- **PLC transistor output to power switching converter**
- **relay output max. 6A**
- **coil voltage 24V= or 12V=**
- **common positive or negative**
- **LED indicators for output relays**
- **22.5mm DIN rail mount housing**

K4S-24P, K4S-12P

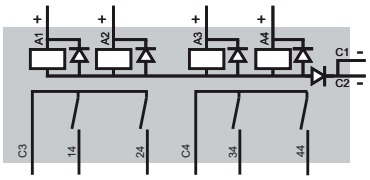

K4S-24N, K4S-12N

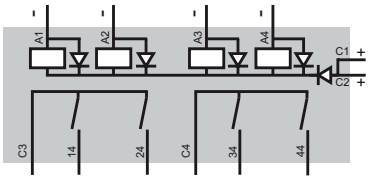

K2W-24P, K2W-12P

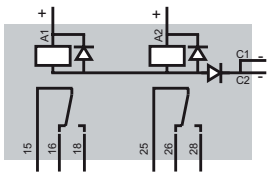

K2W-24N, K2W-12N

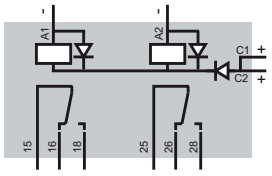

specification

coil voltage		nominal voltage +10% / -15%
duty cycle		100%
output relay specification		max. 6A 230V~
relay type		1
le AC-15*	120V~	5A
le AC-15*	240V~	4A
le DC-13*	24V=	4A
expected life time		DPCO SPCO
mechanical		2 x 10^6 resp. 1 x 10^7 operations
electrical		1 x 10^5 resp. 1 x 10^5 operations
screws		pozidrive 1
screw tightening torque		0,6..0,8Nm
operating conditions		-20 to +60°C non condensing

* EN 60947-5-1 VDE 0435

ordering information

part no	supply		output	relay type	cULus	housing type
K4S-24P	24V=	360mW	4 x SPNO	1	-	B
K4S-24N	24V=	360mW	4 x SPNO	1	-	B
K4S-12P	12V=	360mW	4 x SPNO	1	-	B
K4S-12N	12V=	360mW	4 x SPNO	1	-	B
K2W-24P	24V=	360mW	2 x SPCO	1	-	B
K2W-24N	24V=	360mW	2 x SPCO	1	-	B
K2W-12P	12V=	360mW	2 x SPCO	1	-	B
K2W-12N	12V=	360mW	2 x SPCO	1	-	B

© HIQUEL 2009

HIQUEL® HIGH QUALITY ELECTRONICS