TI

overview

- **“pulse first” or “pause first” adjustable**
- **single, dual or zoom supply voltage options**
- **SPCO or DPCO output relay**
- **2 x 6 selectable time ranges 0.1sec - 30Hrs**
- **LED indicators for power supply and relay status**
- **22.5mm DIN rail mount housing or 11pin plug in housing**



Asymmetrical recycler

Supply voltage on
Supply voltage off

Output relay contact closed
Output relay contact open

asymmetrical recycler pause first

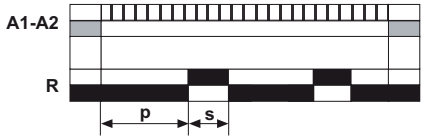

asymmetrical recycler signal first

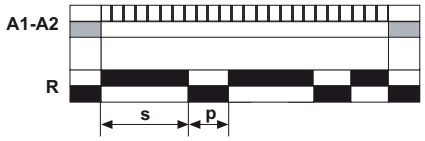

specification

supply voltage variation		nominal voltage +10% / -15%			
frequency range		48 - 63 Hz			
max. delay time		100%			
repeat accuracy		< 1% of the selected range			
relay type		1	2	3	4
output relay spec. R_{TH}		10A	10A	8A	6A
Ie AC-15*	115Vac	2,5A	1,5A	1,5A	3,5A
Ie AC-15*	230Vac	2,5A	1,5A	1,5A	3A
Ie DC-13*	24Vdc	2,5A	1,5A	1,5A	2,5A
expected life time		SPCO	SPCO	DPCO	DPCO
mechanical		1×10^7	1×10^7	1×10^7	5×10^6
electrical		15×10^4	1×10^5	8×10^4	1×10^5
screws		pozidrive 1			
screw tightening torque		0,6...0,8Nm			
operating conditions		-20 to +60°C non condensing			

* EN 60947-5-1 VDE 0435

Time ranges



0,1s-1,0s | **1,0s-10s** | **0,1min-1,0min** | **1,0min-10min** | **0,1h-1,0h** | **1,0h-10h** | **3,0h-30h**

The required delay time within the range selected is set using the potentiometer on the front plate

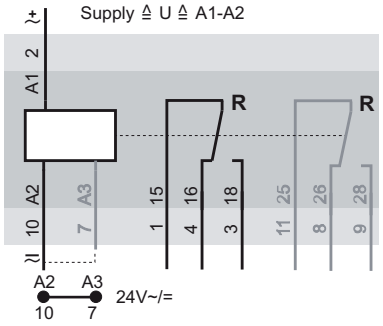

ordering information

part no	supply		output	relay type	cULus	housing types
TI01	230V~ / 24V~=	6VA / 1W	DPCO	3	No	B
TI04	115V~ / 24V~=	6VA / 1W	DPCO	3	No	B
TI06	400V~	6VA	SPCO	1	No	A
TI08	12V~=	6VA / 1W	SPCO	2	No	A
TI09	12V~=	6VA / 1W	DPCO	3	No	B
TI16	115V..230V~/24V~=	6VA / 1W	SPCO	2	No	A
TI41	230V~ / 24V~=	6VA / 1W	DPCO	4	No	G
TI42	230V~ / 24V~=	6VA / 1W	SPCO	4	No	G
TI71	230V~ w. Trafo	2VA	DPCO	4	No	G
TI72	230V~ w. Trafo	2VA	SPCO	4	No	G

other voltages on request

© HIQUEL 2009

HIQUEL®
HIGH QUALITY ELECTRONICS