Temporizzatori
Timers

Serie TIP

Impulso alla eccitazione, alim. costante
On Pulse with constant supply

TP

- **Impulso alla eccitazione, alim. costante, relé d'uscita con 1 o 2 scambi**
  On pulse with constant supply, SPCO or DPCO output relay
- **Contenitore compatto 22,5 mm, montaggio su guida DIN**
  Compact 22,5 mm housing, DIN-rail type
- **Singola o doppia alimentazione**
  Single or dual supply voltage options
- **6 gamme tempi selezionabili**
  6 selectable time ranges
- **2 LED indicatori per tensione di alimentazione e relè attivato**
  Dual LED Display for Supply Voltage and Output Relay energized
- **CE EN 60255, EN 60947-5-1, EN 50081-2/1993, EN 50082-2, EN 55011/1991 Class B**

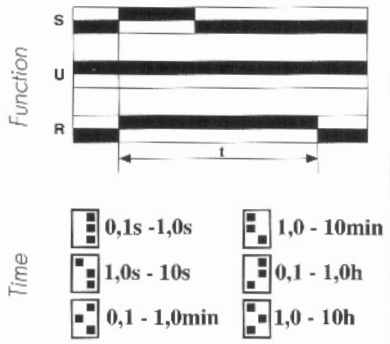

Schemi di collegamento
Connection diagrams

TP 01, TP 04

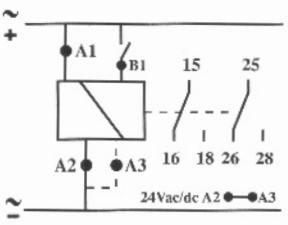

TP 12, TP 13, TP 15

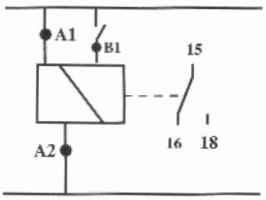

Dimensioni
Dimensions

TP 01, TP 04

TP 12, TP 13, TP 15

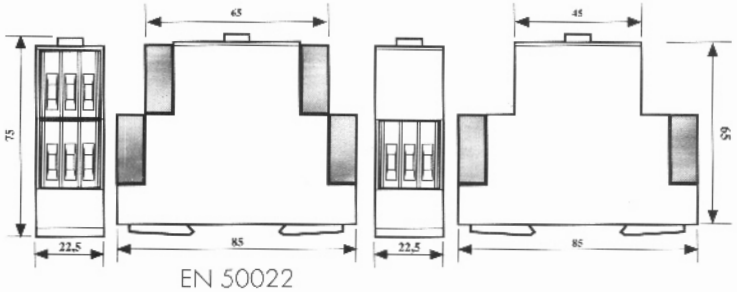

EN 50022

DATI TECNICI

Alimentazioni	Consumi nominali
24 Vac/dc	≤ 1VA
115 Vac	≤ 3VA
230 Vac	≤ 6VA
24 Vac/dc e 115 Vac	
24 Vac/dc e 230 Vac	

Variazione tensione di alimentazione: +10% -15%
Frequenza: 48 ÷ 63 Hz
Regolazione tempi: 0 ÷ 100 f. s. (trimmer)
Ripetibilità e precisione a condizioni costanti:
≤ 1% della portata selezionata
Temperatura di funzionamento: -20°C ÷ +60°C
Grado di protezione (EN 60947-1/ A2): Terminali IP 20
Contenitore IP 50
contenitore in materiale plastico autoestinguente
terminali con serrafilo di sicurezza (max 2x2,5 mm²)
viti imperdibili, posizionate alla massima apertura
Caratteristiche del relè:
materiale dei contatti in lega di argento
5 A - 250 Vac/30Vdc (permanenti)

Vita operativa (n° oper.):	2 scambi	1 scambio
meccanica	5 x 10⁶	1 x 10⁷
elettrica	1 x 10⁵	1 x 10⁵

Modello	Tipo di relè	Alimentazione
TP 01	2 scambi	230 Vac/24Vac/dc
TP 12	1 scambio	230 Vac
TP 13	1 scambio	24 Vac/dc
TP 04	2 scambi	115 Vac/24Vac/dc
TP 15	1 scambio	115 Vac

TECHNICAL DETAILS

Supply voltage:	***Nominal Power Consumption:***
24 Vac/dc	*≤ 1VA*
115 Vac	*≤ 3VA*
230 Vac	*≤ 6VA*
24 Vac/dc and 115 Vac	
24 Vac/dc and 230 Vac	

Supply Voltage Variation: *nominal voltage +10% -15%*
Frenquency Range: *48 - 63 Hz*
Time Adjustment: *0 to 100% f. s. (Trimmer)*
Repeat Accuracy under Constant Conditions:
≤ 1% of the selected range
Operating temperature range: *-20°C to +60°C*
Protection Class acc. to EN 60947-1/ A2: *Terminals IP 20*
Housing IP 50
housing made in self quenching, safety plastic
terminals with safety cage clamp (max. 2x2,5 mm²),
captive terminal screws, open at delivery
Output Relay Specification:
contact material silver alloy
5 Amps - 250 Vac/30Vdc (permanent)

Expected Life (min. ope.):	***DPCO***	***SPCO***
mechanical	*5 x 10⁶*	*1 x 10⁷*
electrical	*1 x 10⁵*	*1 x 10⁵*

Part no.	***Output Relay***	***Supply Voltage***
TP 01	*DPCO*	*230 Vac/24Vac/dc*
TP 12	*SPCO*	*230 Vac*
TP 13	*SPCO*	*24 Vac/dc*
TP 04	*DPCO*	*115 Vac/24Vac/dc*
TP 15	*SPCO*	*115 Vac*

©Copyright 1992-97 by Hiquel GmbH

HIQUEL