TR

overview

- **single or dual supply voltage options**
- **SPCO or DPCO output relay**
- **6 selectable time ranges 0.1sec - 10Hrs**
- **LED indicators for power supply and relay status**
- **22.5mm DIN rail mount housing or 11pin plug in housing**



Off delay

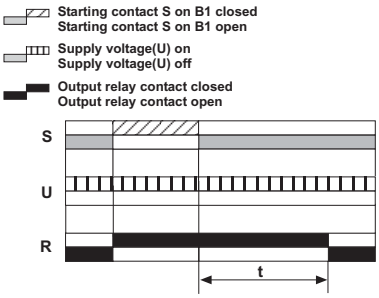

Remove supply voltage before making any changes to either time range or timing function.

On the application of the supply voltage the time relay energises ready for the timing cycle. When the starting contact ***S*** is closed the output relay pulls in immediately. Time delay ***t*** starts when the starting contact is opened and the output relay drops out at the end of the time delay. If the supply voltage is removed before, or during time ***t***, the output relay will drop out immediately and the time relay will reset ready for the next timing cycle.

Important application note:
*On types **TR12,13 & 15** only, small inductive devices (relays etc..), can be connected between the B1 terminal and ground (-ve) such that they energise when the A1-B1 start contact is made. A snubber circuit should be included for larger devices. **Do not do this on types TR01 & 04.***

Time ranges

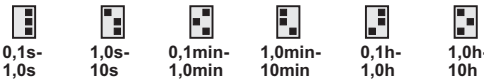

0,1s-1,0s	1,0s-10s	0,1min-1,0min	1,0min-10min	0,1h-1,0h	1,0h-10h

The time ranges are selected using the DIP switch settings illustrated left, and the required delay time is set using the potentiometer on the front plate.

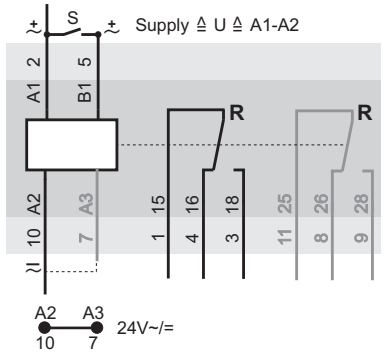

specification

supply voltage variation		nominal voltage +10% / -15%	
frequency range		48 - 63 Hz	
max. delay time		100%	
repeat accuracy		< 1% of the selected range	
relay type		1	2
output relay spec	230V~	6A	10A
Ie AC-15*	120V~	4A	5A
Ie AC-15*	240V~	3A	4A
Ie DC-13*	24V=	2A	4A
expected life time		DPCO	SPCO
mechanical		2×10^6 resp.	1×10^7 operations
electrical		1×10^5 resp.	1×10^5 operations
screws		pozidrive 1	
screw tightening torque		0,6...0,8Nm	
operating conditions		-20 to +60 °C non condensing	

* EN 60947-5-1 VDE 0435

ordering information

part no	supply		output	relay type	cULus	housing type
TR01	230V~/24V~=	6VA / 1W	DPCO	1	yes	B
TR04	115V~/24V~=	6VA / 1W	DPCO	1	yes	B
TR12	230V~	6VA	SPCO	2	yes	A
TR13	24V~=	1W	SPCO	2	yes	A
TR15	115V~	6VA	SPCO	2	yes	A
TR41	230V~ / 24V~=	6VA / 1W	DPCO	1	no	G
TR42	230V~ / 24V~=	6VA / 1W	SPCO	1	no	G
TR71	230V~ w. transf.	2VA	DPCO	1	no	G
TR72	230V~ w. transf.	2VA	SPCO	1	no	G

other voltages on request

© HIQUEL 2008

HIQUEL® HIGH QUALITY ELECTRONICS