Nihon Inter Electronics Corporation

DIODE MODULE 60A/800V

PC608

PD608

FEATURES

* Isolated Base
* Dual Diodes Cathode Common and Cascaded Circuit
* High Surge Capability
* UL Recognized, File No. E187184

TYPICAL APPLICATIONS

* Rectified For General Use

OUTLINE DRAWING

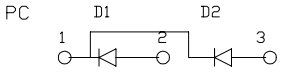

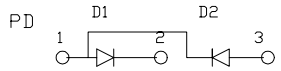

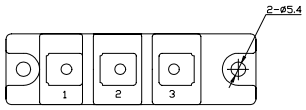

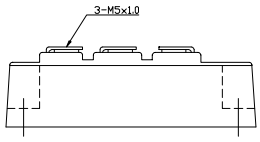

Maximum Ratings

Approx Net Weight:155g

Parameter	Symbol	Type / Grade	Unit
		PC608 / PD608	
Repetitive Peak Reverse Voltage *1	V_{RRM}	800	V
Non Repetitive Peak Reverse Voltage *1	V_{RSM}	960	

Parameter			Conditions	Max Rated Value	Unit
Average Rectified Output Current *1		$I_{O(AV)}$	50Hz Half Sine Wave condition Tc=114℃	60	A
RMS Forward Current *1		$I_{F(RMS)}$		94	A
Surge Forward Current *1		I_{FSM}	50 Hz Half Sine Wave,1Pulse Non-repetitive	1200	A
I Squared t *1		I^2t	2msec to 10msec	7200	A^2s
Operating JunctionTemperature Range		Tjw		-40 to +150	℃
Storage Temperature Range		Tstg		-40 to +125	℃
Isoration Voltage		Viso	Base Plate to Terminals, AC1min	2000	V
Mounting torque	Case mounting	Ftor	M5 Screw	2.4 to 2.8	N•m
	Terminals		M5 Screw	2.4 to 2.8	

Electrical • Thermal Characteristics

Characteristics	Symbol	Test Conditions	Max.	Unit
Peak Reverse Current *1	I_{RM}	V_{RM}= V_{RRM}, Tj= 150℃	10	mA
Peak Forward Voltage *1	V_{FM}	I_{FM}= 180A, Tj=25℃	1.25	V
Thermal Resistance *1	Rth(j-c)	Junction to Case	0.5	℃/W
	Rth(c-f)	Base Plate to Heat Sink with Thermal Compound	0.2	

*1: Value Per 1Arm

PC/PD608 OUTLINE DRAWING (Dimensions in mm)

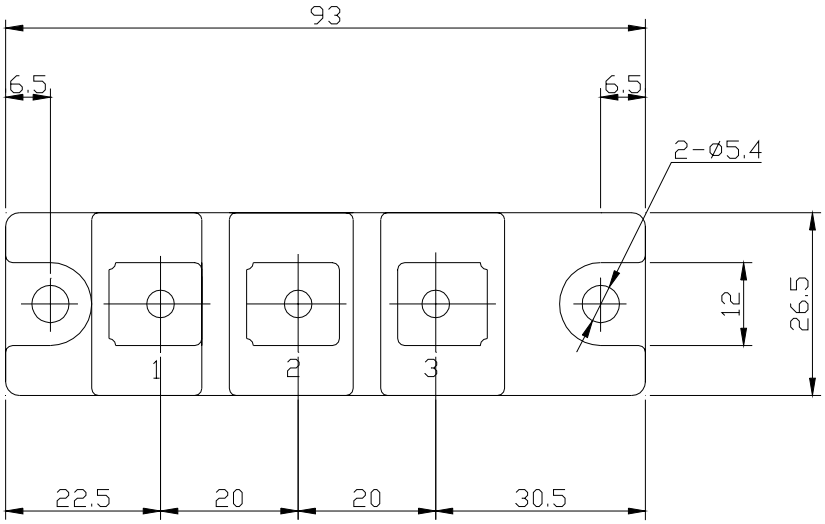

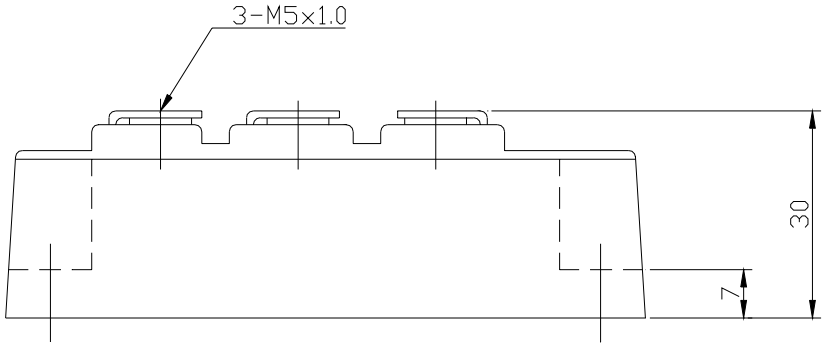

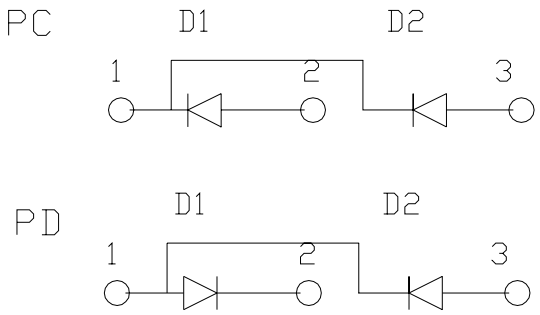

順電圧特性
FORWARD CURRENT VS. VOLTAGE

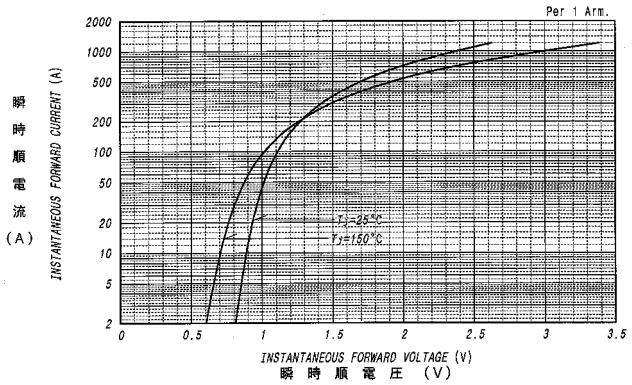

平均順電力損失特性
AVERAGE FORWARD POWER DISSIPATION

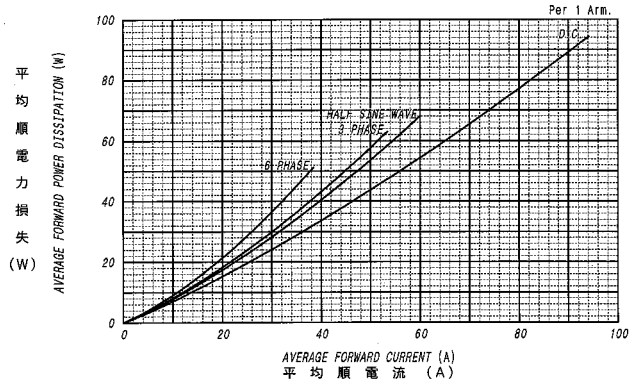

平均順電流－ケース温度定格
AVERAGE FORWARD CURRENT VS. CASE TEMPERATURE

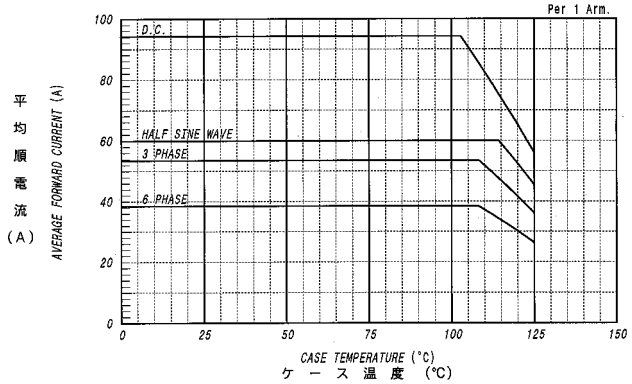

サージ順電流定格
SURGE CURRENT RATINGS

f=50Hz,Half Sine Wave,Non-Repetitive,Tj=150℃

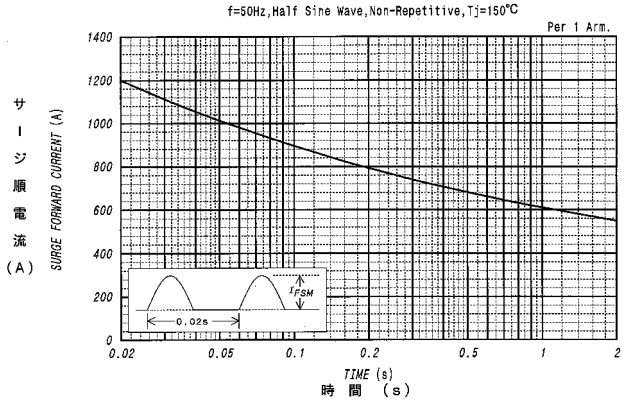

過渡熱抵抗特性
MAXIMUM TRANSIENT THERMAL IMPEDANCE

Junction to Case

